



Want a simple, hands-on way to write in Braille wherever you are?

This Braille Writing Slate is a practical, portable tool that makes Braille writing more accessible, whether you're learning, practising, or using it every day. Compact and easy to carry, it lets you create clear, consistent Braille dots using the included stylus, without needing bulky equipment.

Designed for real-life use, it's lightweight, durable, and easy to position on paper, making it a reliable option at home, in the classroom, or on the go. Whether you're building confidence or already fluent, this is a straightforward way to stay connected through Braille.

Great for:

- Writing Braille independently
- Labelling containers, medication, and personal items
- School, study, and classroom use
- Learning and practising Braille
- Everyday organisation at home
- Portable use when you're out and about
- People who are blind or have low vision
- Teachers, whānau, and support people

Features:

- Compact and easy to carry
- Holds paper securely in place
- Stylus included for precise dot writing
- Durable design for everyday use
- Consistent spacing for clear Braille
- No batteries or charging required

Image Description: A bright green Braille writing slate with a hinged design, shown open and closed. It includes a matching stylus with a rounded grip and metal tip. Some images show hands using the stylus to emboss Braille onto paper, including a child using the slate on a desk.

**Details:**

Material: Plastic, metal

Size: 22cm(L) x 4.5cm (H) x 0.7cm (D)

Weight: 30 grams





Package Contains: 1x Braille Writer and Stylus

Age Guidance: Suitable for teens and adults. Younger children with supervision.

How to Use:

1. Place paper inside the slate
2. Close the slate to secure it
3. Use the stylus to press dots into the guide holes
4. Follow Braille format as you write
5. Open and flip to read from the other side

Care Instructions:

-  Wipe clean with a dry or slightly damp cloth
-  Avoid forcing the hinge
-  Store flat when not in use
-  Keep the stylus stored safely